
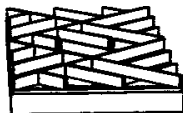


RECORD MODEL AND SERIAL NUMBER - NAMEPLATE LABEL EASY TO FIND!




LABEL
LOCATION

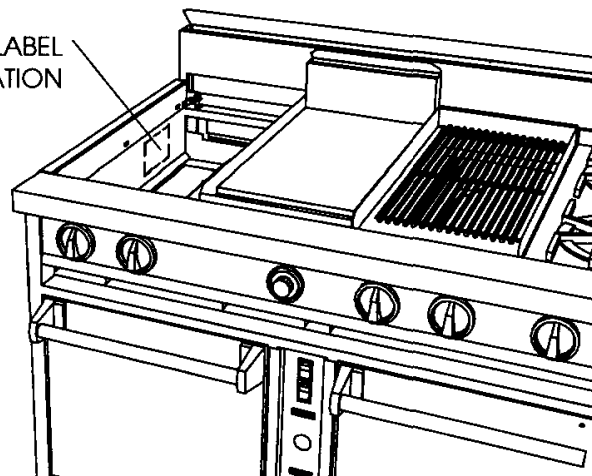
The serial plate, which contains the model and serial numbers, is located under the right burner grate support on model DGRSC, and under the left burner grate (on the left side wall) on model DGR(c). Consumers must remove the burner grill to see the serial plate. The range is 30-, 36-, 48-, or 60-inches wide. "Dynasty" is printed on the lower right corner of the oven door.



LABEL
LOCATION



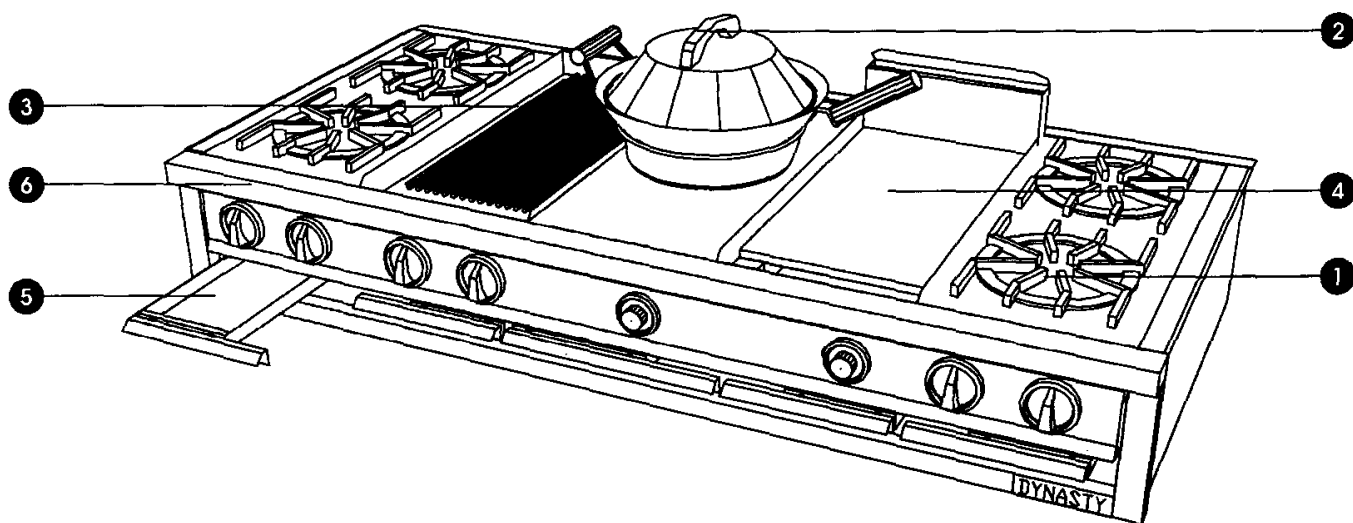
LABEL
LOCATION



Steps to Follow




FEATURES OF YOUR COOKTOP DCT SERIES



Feature Index			
1	Top Burners	Operation Cleaning Checking The Flame	
2	Wok	Operation Cleaning Checking The Flame	
3	Charbroiler	Operation Cleaning	
4	Griddle	Operation Cleaning	
5	Drip Tray	Cleaning	
6	Exterior Surfaces	Cleaning	

FEATURES OF YOUR RANGE

DGR AND DGRC SERIES




Feature Index			
1	Top Burners	Operation Cleaning Checking The Flame	
2	Wok	Operation Cleaning Checking The Flame	
3	Charbroiler	Operation Cleaning	
4	Griddle	Operation Cleaning	
5	Drip Tray	Cleaning	
6	Exterior Surfaces	Cleaning	
7	Oven	Standard vs. Convection Before Using... Standard Oven Convection Oven Infrared Broiling Lubricating The Oven Door	Operation Cleaning Operation Cleaning Operation Cleaning



FEATURES OF YOUR RANGE


DGRS SERIES



Feature Index			
1	Top Burners	Operation Cleaning Checking The Flame	
2	Drip Tray	Cleaning	
3	Exterior Surfaces	Cleaning	
4	Oven	Before Using... Standard Oven Operation Cleaning Infrared Broiling Operation Cleaning Lubricating The Oven Door Replacing The Oven Bulbs	

FEATURES OF YOUR RANGE

DGRSC SERIES



Feature Index			
1	Top Burners	Operation Cleaning Checking The Flame	
2	Wok	Operation Cleaning Checking The Flame	
3	Charbroiler	Operation Cleaning	
4	Griddle	Operation Cleaning	
5	Drip Tray	Cleaning	
6	Exterior Surfaces	Cleaning	
7	Oven	Standard vs. Convection Before Using... Standard Oven Operation Cleaning Convection Oven Operation Cleaning Infrared Broiling Operation Cleaning Lubricating The Oven Door Replacing The Oven Bulbs	