






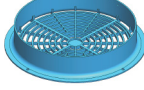

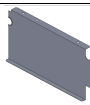

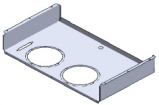
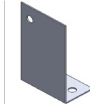
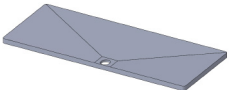
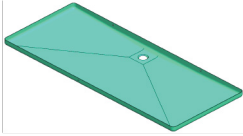

**KBSR-2G**






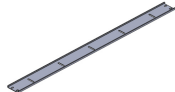
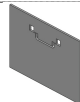


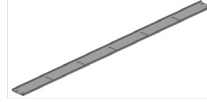


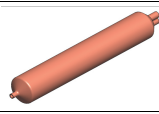



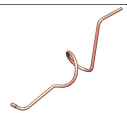


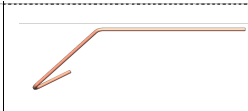

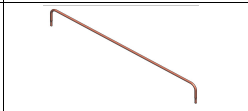
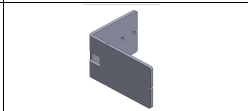
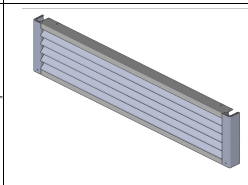
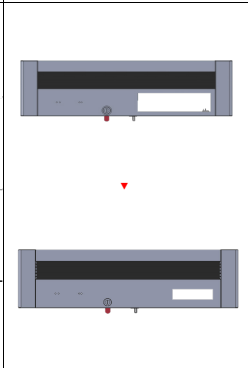
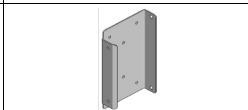
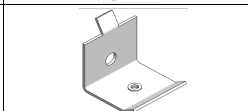


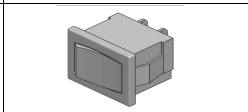
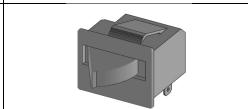
# KBSR-2G





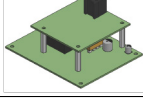

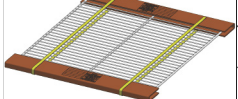

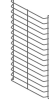


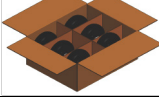
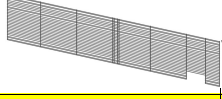


Bottom Mount Model  
Refrigerator Glass

| No.  | MVP ITEM NO | Part Name                         | Specification                        | Note  | Photo | Bottom Mount Model |         |
|------|-------------|-----------------------------------|--------------------------------------|---|-------|--------------------|---------|
|      |             |                                   |                                      |   |       | KBSR-1G            | KBSR-2G |
| 1    | KBH360      | ASSY DOOR GLASS LF_115V           | 115V/20W 661Ω BM 23/49RG MVP         | Previous code: R817C-190 (Frame color and door handle have been changed.) |       |                    | 1       |
| 2    | KBH359      | ASSY DOOR GLASS RH_115V           | 115V/20W 661Ω BM 23/49RG MVP         | Previous code: R817C-200 (Frame color and door handle have been changed.) |       | 1                  | 1       |
| 3    | KBH126      | GASKET DOOR BM                    | RD-PVC(LS100 LG) 1340*627            |   |       | 1                  | 2       |
| 4    | KBH128      | DOOR HINGE TOP                    | T10*48*65.6*63 ZNDC2                 |   |       | 1                  | 2       |
| 5    | KBH129      | DOOR HINGE BOTTOM RH              | T10*48*65.6*63 ZNDC2                 |   |       | 1                  | 1       |
| 6    | KBH130      | DOOR HINGE BOTTOM LF              | T10*48*65.6*63 ZNDC2                 |   |       |                    | 1       |
| 7    | KB469       | MASCOT (MVP)                      | AL T2.5 160*44 GREEN                 |   |       | 1                  | 1       |
| 8    | KB2275      | POWER CORD                        | 125V 15A/UL                          |   |       | 1                  | 1       |
| 9    | KBH180      | COMPRESSOR (EM2X3125U)            | EMBRACO1/4,LMBP;314KCAL/H,5.808TU/WH |   |       | 1                  |         |
| 10   | KBH181      | COMPRESSOR (FFU160UAX)            | EMBRACO1/2,LMBP;421KCAL/H,5.258TU/WH |   |       |                    | 1       |
| 11   | KBH020      | BASE COMP(BM23R/F/RG-HC)          | GI T1.2*358.9*609.17                 |   |       | 1                  |         |
|      | KBH072      | BASE COMP BM49G                   | GI T1.2,575.4*644.2                  |   |       |                    |         |
| 12   | KBH004      | CONDENSER                         | FE, Ø4.76, 4                         |   |       | 1                  | 1       |
| 13   | KBH282      | ASSY MOTOR COND (R290 FE-COND)    | R290 SUCTION, STEEL WIRE COND TYPE   |   |       | 1                  | 1       |
| 13-1 | KBH028      | BRACKET COND MOTOR (R290 FE-COND) | GI / T1.0*454.8*116.8                |   |       | 1                  | 1       |
| 13-2 | KB5024      | CONDENSER FAN MOTOR BLADE         | 115V FAN MOTOR AL 9" CW              |   |       | 1                  | 1       |
| 13-3 | KB3330      | CONDENSER FAN MOTOR (115V)        | 115V60HZ DAI-8204DYCA CW             |   |       | 1                  | 1       |

|      |        |                                |  |   |   |   |
|------|--------|--------------------------------|--|---|---|---|
| 14   | KBH356 | EVAPORATOR (R290 BM 23R/23RG)  | AL+ Electrodeposition coating W330*D246*H105 |    | 1 |   |
|      | KBH007 | EVAPORATOR (R290 BM 49R/49RG)  | AL+ Electrodeposition coating W506*D246*H105 |   |   | 1 |
| 15   | KB3408 | EVAPORATOR FAN MOTOR ASSY      | 115V 60Hz                                    |    | 1 | 2 |
| 15-1 | KB1890 | EVAPORATOR FAN MOTOR BRACKET   | STS304-2B, T1.0*120*90                       |    | 1 | 2 |
| 15-2 | KB1880 | EVAP FAN BLADE (8 INCH. CCW)   |  |    | 1 | 2 |
| 15-3 | KB5034 | EVAPORATOR FAN MOTOR (115V)    | AC115V 60HZ DAI-8204DYCA-1 CCW               |    | 1 | 2 |
| 16   | KB5035 | EVAPORATOR FAN MOTOR GUARD     | HIPS (VH-1800EX) WHITE                       |    | 1 | 2 |
| 17   | KBH171 | EVAPORATOR AIR GUIDE RH        | AL WHITE,T0.5*162*247                        |    | 1 |   |
|      | KBH149 | GUIDE EVAP RH(R290 BM 49G)     | AL / T0.5*253.8*160.3                        |   |   | 1 |
| 18   | KBH173 | EVAPORATOR AIR GUIDE LF        | AL WHITE,T0.5*162*247                        |  | 1 |   |
|      | KBH150 | GUIDE EVAP LF(R290 BM 49G)     | AL / T0.5*254.2*160.3                        |   |   | 1 |
| 19   | KBH172 | EVAPORATOR AIR GUIDE MID       | AL WHITE,T0.5*161.8*243                      |  |   | 1 |
| 20   | KBH167 | EVAP HOUSING(23G)              | STS443CT-2B. T0.5*575*558                    |  | 1 |   |
|      | KBH166 | EVAP HOUSING(49G)              | STS443CT 2B T0.5*1190.7*560                  |   |   | 1 |
| 21   | KBH120 | BRACKET-DRAIN                  | STS304-2B, T0.5*25*57(P)                     |  | 1 | 2 |
| 22   | KB3056 | EVAPORATOR DRAIN INSUL-S (23)  | T17*256*530, FOAM-PS                         |  | 1 |   |
|      | KB3058 | EVAPORATOR DRAIN INSUL-L (49F) | T17*256*800, FOAM-PS                         |   |   | 1 |
| 23   | KB3196 | EVAPORATOR DRAIN PAN-SMALL     | AL+COATING                                   |  | 1 |   |
|      | KB3192 | EVAPORATOR DRAIN PAN-LARGE     | AL+COATING                                   |   |   | 1 |
| 24   | KB5406 | EVAPORATOR DRAIN ELBOW-UPP     | PP WHITE(30209L0200)                         |  | 1 | 1 |

|      |        |                               |                                  |  |   |   |   |
|------|--------|-------------------------------|----------------------------------|--|---|---|---|
| 25   | KBH165 | EVAPORATOR DRAIN ELBOW-LOW    | PP WHITE(30225L0100)             |  |    | 1 | 1 |
| 26   | KB3096 | EVAPORATOR DRAIN HOSE-A       | φ 16*12 L=213, SILICON           |  |    | 1 | 1 |
|      | KBH003 | EVAPORATOR DRAIN HOSE-C       | SILICON, T2* φ 18 L=340mm        |  |   | 1 | 1 |
| 27   | KB3246 | EVAPORATOR DRAIN HOSE GUIDE   | GI T1.0X225X60                   |  |    | 1 | 1 |
| 28   | KB3390 | EVAPORATOR DRAIN WATER-S ASSY | MSF/R-23NM                       |  |    | 1 |   |
| 28-1 | KB1690 | EVAPORATOR DRAIN WATER SMALL  | ABS,BLK(30211L0700)              |  |    | 1 |   |
| 28-2 | KB1710 | EVAPORATOR WICKING GUIDE      | PP,WHT T2*40*569(30230L0100)     |  |    | 1 |   |
| 28-3 | KB1730 | DRAIN WICKING K/T             | PP T2.5*99*103                   |  |    | 5 |   |
| 29   | KB3388 | EVAPORATOR DRAIN WATER-L ASSY | MSF/R-49 72NM                    |  |   |   | 1 |
| 29-1 | KBH164 | EVAPORATOR DRAIN WATER-L      | T**                              |  |  |   | 1 |
| 29-2 | KB1720 | EVAP WICKING GUIDE            | PPWHT T2.0*40*657(30230J0702)    |  |  |   | 1 |
| 29-3 | KB1740 | EVAP WICKING KIT              | PP T2.5*83*180                   |  |  |   | 5 |
| 30   | KBH329 | LED AS                        | 110V-220V                        |  |  | 1 | 2 |
| 31   | KB1640 | DRYER                         |                                  |  |  | 1 | 1 |
| 32   | KBH036 | PIPE HOT-DRYER                | OD4.76*TO.6*267.12               |  |  | 1 | 1 |
| 33   | KBH057 | PIPE CHARGE(R290 EM2X)        | OD6.35*TO.7 RED SLEEVE(PMS #185) |  |  | 1 |   |
|      | KBH058 | PIPE CHARGE(R290 FFU)         | OD6.35*TO.7 RED SLEEVE(PMS #185) |  |   | 1 |   |
| 34   | KBH059 | PIPE DRYER (R290)             | OD4.76*TO.7 RED SLEEVE(PMS #185) |  |  | 1 | 1 |
| 35   | KBH060 | PIPE COND IN (R290 BM EM2X)   | OD6.35*TO.7, ID6.5 환관            |  |  | 1 |   |

|      |        |                                      |                          |                    |   |                   |     |     |
|------|--------|--------------------------------------|--------------------------|--------------------|---|-------------------|-----|-----|
| 35   | KBH061 | PIPE COND IN (R290 BM FFU)           | OD6.35*T0.7              |                    |    |                   | 1   |     |
| 36   | KBH339 | PIPE HOT&COMPRESSOR PULL OUT AS      | R290 BM 23R/23RG         |                    |    |                   | 1   |     |
|      | KBH343 | PIPE HOT&COMPRESSOR PULL OUT AS      | R290 BM 49RG             |                    |   |                   | 1   |     |
| 37   | KBH035 | PIPE CROSS BAR OUTLET BM72F          | CU OD4.76*T0.7*L161.1    |                    |    |                   | 1   |     |
| 38   | KBH127 | REINF HINGE LF/RH                    | GI. T3.0*50*138          |                    |    |                   | 1 1 |     |
| 39   | KBH262 | ASSY GRILL BOTTOM                    | SPOT WELD R10 BM23RG     |                    |    |                   | 1   |     |
|      | KBH263 | ASSY GRILL BOTTOM                    | SPOT WELD R10 BM49RG     |                    |   |                   | 1   |     |
| 40   | KBH266 | ASSY GRILLE TOP                      |                          | Before August 2019 |   |                   | 1   |     |
|      | KB5599 | ASSY GRILL TOP (R290 BM23G)          |                          | Since August 2019  |   |                   | 1   |     |
|      | KBH265 | ASSY GRILLE TOP                      |                          | Before August 2019 |   |                   | 1   |     |
|      | KB5600 | ASSY GRILL TOP (R290 BM49G)          |                          | Since August 2019  |   |                   | 1   |     |
| 41   | KBH023 | BRACKET GRILLE                       | GI T1.0*99.44*110        |                    |  |                   | 2 2 |     |
| 42   | KBH119 | TOP FRAME BRACKET                    | GI, T1.0*30*59.6         |                    |  |                   | 2 3 |     |
| 43   | KBH338 | DISPLAY AS CONTROL BOARD (DIGITAL    |                          | Before August 2019 |  |                   | 1 1 |     |
| 43-1 | KB5051 | DISPLAY) PCB DISPLAY 88 DP1(R290     |                          |                    |   |                   |     | 1 1 |
| 43-2 | KBH241 | REACH IN) DISPLAY AS COVER DISPLAY C |                          |                    |   |                   |     | 1 1 |
| 43   | KBH335 | (TABLE -HC) PCB DISPLAY(TABLE-HC)    |                          |                    |   |                   |     | 1 1 |
| 43-1 | KBH361 |                                      |                          |                    |   | Since August 2019 |     | 1 1 |
| 43-2 | KBH362 |                                      |                          |                    |   |                   |     | 1 1 |
| 44   | KBH176 | INLAY CONTROL (EXPERT)               |                          | Before August 2019 |  |                   | 1 1 |     |
|      | KB5473 | INLAY CONTROL                        | R-290 MVP PC T0.8 134*40 | Since August 2019  |  |                   | 1 1 |     |
| 45   | KBH249 | SWITCH POWER                         | A1                       |                    |  |                   | 2 1 |     |
| 46   | KBH250 | SWITCH DOOR                          | R290 REACH IN            |                    |  |                   | 1 2 |     |

|        |        |                                    |  |                          |   |   |    |
|--------|--------|------------------------------------|--|--------------------------|---|---|----|
| 47     | KB1750 | DOOR LOCKING ASSY                  | ZDC, ZCR                                     |                          |    | 1 | 2  |
| 48     | KB5221 | CHECK VALVE AS                     | BM ALL                                       |                          |    | 1 | 1  |
| 49     | KB5222 | BRACKET CHECK VALVE                | GI T1.0*10.6*70                              |                          |    | 1 | 1  |
| 50     | KBH115 | COVER PCB(R-290 REACH-IN)          | GI / T1.0*268.7*250.8                        |                          |    | 1 | 1  |
| 51     | KB5475 | PCB MAIN(R290)                     | BM 115V REF *F                               | Previous code: R725C-900 |    | 1 | 1  |
| 52     | KBH179 | BALLAST (CONVERTER)                | 115V DC 30V E320521 LPC-20-700               |                          |    | 1 | 1  |
| 53     | KBH307 | ASSY PACKING SHELF L-23G           | 3EA WRAP 551*580                             |                          |    | 1 |    |
|        | KBH305 | ASSY PACKING SHELF E LF-49G        | LF(49G) 3EA 609*580                          |                          |   |   | 1  |
|        | KBH306 | ASSY PACKING SHELF RH-49G          | RH(49G) 3EA 609*580                          |                          |   |   | 1  |
| 54     | KB3460 | ASSY SHELF CLIP                    | 14 SET                                       |                          |   | 1 |    |
|        | KB5131 | ASSY SHELF CLIP                    | 26 SET                                       |                          |   |   | 1  |
| 55     | KB3178 | SHELF STANDARD L                   | T1.2*930mm                                   |                          |  | 4 | 8  |
| 56     | KBH162 | SHELF REAR B                       | SWRM+PE/C 350*790                            |                          |  | 2 | 4  |
| 57     | KBH163 | SHELF REAR CLIP                    | POM 11*24.1*H30                              |                          |  | 8 | 16 |
| 58     | KBH285 | ASSY PACKING CASTER BOX 23/49      | 4" Caster 2EA + Caster with Brake 2EA Washer |                          |  | 1 | 1  |
| 59     | KBH286 | ASSY PACKING CASTER BOX 72         | 4" Caster 3EA + Caster with Brake 3EA Washer |                          |  |   |    |
| 60     | KBH111 | COVER SAFTY WIRE MASH (R290 BM 23) | MSWR#10 © 2.5*661*364                        |                          |  | 1 |    |
|        | KBH112 | COVER SAFTY WIRE MASH (R290 BM 49) | MSWR#10 © 2.5*661*364                        |                          |   |   | 1  |
| 61     | KB1920 | ROOM SENSOR - REFRIGERATOR         | WHITE  |                          |  | 1 | 1  |
| 62     | KB3288 | D-SENSOR                           | WHITE, L=180MM                               |                          |  | 1 | 1  |
| 63     | KBH291 | ASSY HARNESS INNER (R290 BM 23RG)  | R290 PCB TYPE UL AWG18/24                    |                          |   | 1 |    |
|        | KBH296 | ASSY HARNESS INNER (R290 BM 49RG)  | R290 PCB TYPE UL AWG18/24                    |                          |   |   | 1  |
| 64     | KBH202 | HARNESS RELAY (R290 BM 23RG/49RG)  | EM2X3125U / FFU160UAX UL AWG18               |                          |   | 1 | 1  |
| 65     | KBH209 | HARNESS CONNECT 5P(R290 BM)        | L=950MM 5P                                   |                          |   | 1 | 1  |
| KBH211 | 66     | HARNESS SWITCH (R290 BM 23R/F/RG)  | UL AWG18                                     |                          |   | 1 |    |
|        | KBH212 | HARNESS SWITCH (R290 BM 49R/F/RG)  | UL AWG18                                     |                          |   |   | 1  |

|    |        |                             |                               |  |  |   |   |
|----|--------|-----------------------------|-------------------------------|--|--|---|---|
| 67 | KBH218 | HARNESS COMP (R290 REF/23F) | EMZX3125U, FFU160UAX UL AWG18 |  |  | 1 | 1 |
| 68 | KBH253 | HARNESS EARTH-A             | AWG18 105°C                   |  |  | 1 |   |
| 69 | KBH255 | HARNESS SENSOR H            | UL                            |  |  | 1 | 1 |