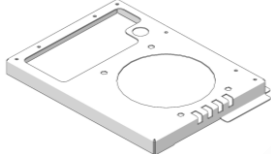
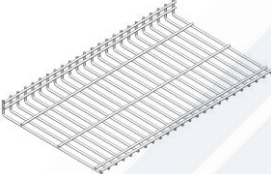

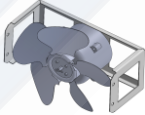


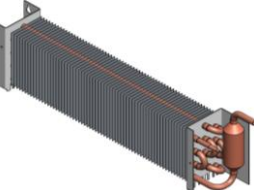
















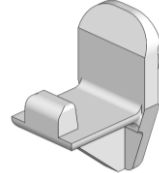

No.	MVP ITEM NO.	Part Name	Specification	Photo	Mega Top				
					KSTM-27-1	KSTM-36-2	KSTM-48-2	KSTM-60-2	KSTM-72-3
1	KB5235	ASSY DOOR LF-36 (MVP)	SOLID DOOR R10 MVP			1			
	KB5236	ASSY DOOR LF-48 (MVP)	SOLID DOOR R10 MVP				1		2
	KB5237	ASSY DOOR LF-60 (MVP)	SOLID DOOR R10 MVP					1	
2	KB5238	ASSY DOOR RH-27 (MVP)	SOLID DOOR R10 MVP		1				
	KB5239	ASSY DOOR RH-36 (MVP)	SOLID DOOR R10 MVP		1				
	KB5240	ASSY DOOR RH-48 (MVP)	SOLID DOOR R10 MVP			1		1	
	KB5241	ASSY DOOR RH-60 (MVP)	SOLID DOOR R10 MVP				1		
3	KB5242	GASKET DOOR-27	RD-PVC(P-1000) 644.5*651.5		1				
	KB5243	GASKET DOOR-36	RD-PVC(P-1000) 402.5*651.5			2			
	KB5244	GASKET DOOR-48	RD-PVC(P-1000) 553.5*651.5				2		3
	KB5245	GASKET DOOR-60	RD-PVC(P-1000) 707.5*651.5					2	
4	KB5248	ASSY HINGE BKT LOW	STS304 T3.0*46*72.9		1	2	2	2	3
5	KB5249	ASSY HINGE BKT UPP	STS304 T3.0*46*72.9		1	2	2	2	3
6	KB5246	ASSY HINGE LF	LUCR48				1	1	2
7	KB5247	ASSY HINGE RH	LUCR48		1	1	1	1	1
8		MASCOT (MVP)	AL. T2.5 160*44 GREEN		1	1	1	1	1
9	KBH180	COMPRESSOR (EM2X3125U)	EMBRACO1/4,LMBP,314KCAL/H,5.80BT		1	1	1	1	1

No.	MVP ITEM NO.	Part Name	Specification	Photo	Mega Top				
					KSTM-27-1	KSTM-36-2	KSTM-48-2	KSTM-60-2	KSTM-72-3
10	KBH161	PLATE BASE (TABLE-HC)	GI T1.6*304.9*387.4		1	1	1	1	1
11	KBH096	COVER COMP UNIT(36-HC)	WIRE MSWR Ø2.5			1			
	KBH097	COVER COMP UNIT(48-HC)	WIRE MSWR Ø2.5				1		
	KBH098	COVER COMP UNIT(60-HC)	WIRE MSWR Ø2.5					1	
	KBH099	COVER COMP UNIT(72-HC)	WIRE MSWR Ø2.5						1
12	KBH347	ASSY CONDENSER 3C(TABLE-HC)	STEEL WIRE OD 4.76*0.7T(BY)		1	1			
	KBH350	ASSY CONDENSER 2C_CU(TABLE-HC)	CU OD6.35*0.7				1	1	1
13	KBH281	ASSY MOTOR COND(TABLE-HC)	AC MOTOR 115V,60HZ		1	1	1	1	1
13-1	KB5104	EVAPORATOR FAN MOTOR (TABLE-HC)	AC115V 60HZ DAI-8204DYCA-1 CCW		1	1	1	1	1
13-2	KB5255	FAN	Ø 175		1	1	1	1	1
13-3	KBH026	BRACKET COND MOTER(TABLE-HC)	GI T1.0*383.8*102.79		1	1	1	1	1
14	KBH300	ASSY EVA (28.36R.PT.MT-HC)	OD9.52,ACCUMULATOR,2C		1	1			
	KBH302	ASSY EVA (48.60R.PT.MT-HC)	OD9.52ACCUMULATOR,2C				1	1	
	KBH304	ASSY EVA (72R.MT,PT-HC)	OD9.52,ACCUMULATOR,3C,L=970						1









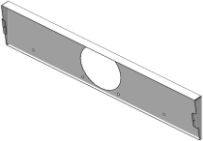
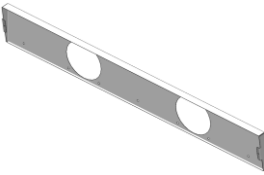
KSTM

No.	MVP ITEM NO.	Part Name	Specification	Photo	Mega Top				
					KSTM-27-1	KSTM-36-2	KSTM-48-2	KSTM-60-2	KSTM-72-3
15	KBH247	MOTOR AXIAL EVA FAN (TABLE-H)	FP-108X,16W,0.19A(COMMONWEALTH)		1	1	2	2	2
16	KBH248	POWER CORD (R-290)	125V 15A/UL		1	1	1	1	1
17	KBH308	ASSY SUCTION PIPE (28.36.48)	OD 7.94*0.7T, OD3.0*ID1.2		1	1	1	1	
	KBH309	ASSY SUCTION PIPE (72R-HC)	OD 7.94*0.7T, OD3.0*ID1.2						1
18	KBH230	HEATER VAPORIZER(TABLE-H)	115V, 50W, 264.5Ω		1	1	1	1	1
19	KBH006	DRYER	XH-9.18GR. Ø 3.4. Ø6.35(TABLE)		1	1	1	1	1
20	KBH037	PIPE DRAIN U TRAP (TABLE-H)	HDPE(B220A), NATURAL		1	1	1	1	1
21	KBH038	PIPE CHARGE(R MODEL-HC)	OD 6.35*0.7T RED SLEEVE		1	1	1	1	1
22	KBH040	PIPE COMP SUCTION(28F-R/3)	OD 7.94*0.7T		1	1			
	KBH041	PIPE COMP SUCTION(48R/60F)	OD 7.94*0.7T				1	1	
	KBH042	PIPE COMP SUCTION(72R-HC)	OD 7.94*0.7T						1

No.	MVP ITEM NO.	Part Name	Specification	Photo	Mega Top				
					KSTM-27-1	KSTM-36-2	KSTM-48-2	KSTM-60-2	KSTM-72-3
23	KBH048	PIPE DISCHARGE(EM2X-)	OD 4.76*0.7T		1	1	1	1	1
24	KBH051	PIPE DRIER INLET A(TABLE-H	OD 6.35*0.7T		1	1	1	1	
	KBH052	PIPE DRIER INLET A (72,TABL	OD 6.35*0.7T						1
25	KBH046	PIPE COND OUTLET(28-HC)	OD 4.76*0.7T		1				
	KBH047	PIPE COND OUTLET(48/60/72-	OD 4.76*0.7T				1	1	1
	KBH053	PIPE COND OUTLET(36-HC)	OD 4.76*0.7T			1			
26	KB5299	ASSY PACKING SHELF M/S-27	OD7*565*484 1EA		1				
	KB5300	ASSY PACKING SHELF LMT/LS	OD7*388*484 2EA			1			
	KB5301A	ASSY PACKING SHELF LMT/LS	OD7*540*484 2EA				1		
	KB5302A	ASSY PACKING SHELF LMT/LS	OD7*693*484 2EA					1	
	KB5303	ASSY PACKING SHELF LMT/LS	OD7*565*484 3EA						1
27	KB5304	SHELF STANDARD	AL6063S L230		4	8	8	8	12
28		ASSY SHELF CLIP(6EA)	LMT/LST27		1				
	KB5306	ASSY SHELF CLIP(10EA)	LUCR/F27 LST/LMT36/48/60			1	1	1	
	KB5307	ASSY SHELF CLIP(14EA)	LST/LMT72						1
29	KB5310	ASSY PACKING CASTER BOX	4" Caster 2EA + Caster with Brake 2EA PLATE		1	1	1	1	1











KSTM

No.	MVP ITEM NO.	Part Name	Specification	Photo	Mega Top				
					KSTM-27-1	KSTM-36-2	KSTM-48-2	KSTM-60-2	KSTM-72-3
30	KBH083	COVER EVA_28-HC	STS443CT 2B T0.5*604.4*429.7		1				
	KBH084	COVER EVA_36-HC	STS443CT 2B T0.5*828.4*429.7			1			
	KBH085	COVER EVA_48-HC	STS443CT 2B T0.5*1132.4*429.7				1		
	KBH086	COVER EVA_60-HC	STS443CT 2B T0.5*1438.4*429.7					1	
	KBH101	COVER EVA_72M-HC	STS443CT 2B T0.5*1744.4*429.7						1
31	KBH144	GUIDE DRAIN EVA(28/36-HC)	AL T1.0*532.1*330.9		1	1			
	KBH145	GUIDE DRAIN EVA(48/60-HC)	AL T1.0*908.1*330.9				1	1	
	KBH148	GUIDE DRAIN EVA(72MT,PT-H)	AL T1.0*1125.9*324.6						1
32	KBH146	GUIDE DRAIN EVA(TABLE-HC)	POM T1.5		1	1	1	1	1
33	KBH147	GUIDE EVA MOTOR(TABLE-HC)	STS443CT 2B T0.5*74.3*139.1		2	2	3	3	4
34	KBH088	COVER REAR 28-HC	GI T0.6*685.3*309.3		1				
	KBH089	COVER REAR 36-HC	GI T0.6*909.3*309.3			1			
	KBH090	COVER REAR 48-HC	GI T0.6*1213.3*309.3				1		
	KBH091	COVER REAR 60-HC	GI T0.6*1519.3*309.3					1	
	KBH092	COVER REAR 72-HC	GI T0.6*1825.3*308.9						1
35	KBH002	EYELET	T8*Ø 18*Ø 30 SILICON		1	1	1	1	1
36	KBH124	DUCT EVA_28-HC	STS443CT 2B T0.5*531.6*153.9		1				
	KBH125	DUCT EVA_36R-HC	STS443CT 2B T0.5*623.6*153.9			1			
	KBH121	DUCT EVA_48-HC	STS443CT 2B T0.5*936.6*153.9				1		
	KBH122	DUCT EVA_60-HC	STS443CT 2B T0.5*1236.6*153.9					1	
	KBH123	DUCT EVA_72-HC	STS443CT 2B T0.5*1534.6*153.9						1



KSTM

No.	MVP ITEM NO.	Part Name	Specification	Photo	Mega Top				
					KSTM-27-1	KSTM-36-2	KSTM-48-2	KSTM-60-2	KSTM-72-3
37	KBH073	CASE DRAIN(TABLE-HC)	STS443CT 2B T0.5*1534.6*153.9		1	1	1	1	1
38	KB5403	CABINET STOPPER	PP BLACK		2	2	2	2	2
39	KBH153	HOSE DRAIN(TABLE-HC)	OD23*ID19 L=175 SILICON		1	1	1	1	1
40	KB5406	EVAPORATOR DRAIN ELBOW	PP WHITE(30209L0200)		1	1	1	1	1
41	KBH024	BRACKET TABLE FRONT	STS430 #4 T1.5*34.7*30		2	3	3	3	3
42	KBH025	BRACKET TABLE TOP	STS430 #4 T1.5*34.7*30		2	3	3	3	3
43	KBH335	DISPLAY AS	REAR TABLE(R-290)		1	1	1	1	1
43-1	KBH361	COVER DISPLAY C (TABLE -HC)			1	1	1	1	1
43-2	KBH362	PCB DISPLAY(TABLE-HC)			1	1	1	1	1
44		INLAY CONTROL	R-290 MVP PC T0.8 134*40		1	1	1	1	1



KSTM



No.	MVP ITEM NO.	Part Name	Specification	Photo	Mega Top				
					KSTM-27-1	KSTM-36-2	KSTM-48-2	KSTM-60-2	KSTM-72-3
45	KBH100	COVER PCB(R-290 REAR TAB	GI T0.6*153.6*183.1		1	1	1	1	1
46		PCB MAIN (TABLE-HC)(FOOD	TABLE 115V 냉장 °F BLPT,BLMT		1	1	1	1	
	KBH245	PCB MAIN	TABLE 115V 냉장 °F(72모델 전용)						1
47	KB5404	CAP HINGE	SILICON GRAY Φ21*7		1				
48	KB5313	BOARD CUTTING 27	T12*240*696		1				
	KB5314	BOARD CUTTING 36	T12*240*920			1			
	KB5315	BOARD CUTTING 48	T12*240*1224				1		
	KB5316	BOARD CUTTING 60	T12*240*1530					1	
	KB5317	BOARD CUTTING 72	T12*240*1835						1
49		PAN POLYCARBONATE	PC PAN 1/6*100H		9	15	18	24	30
50	KB5319	PAN POLYCARBONATE	PC PAN 1/9*100H		3				
51	KB5320	BRACKET CUTTING BOARD L	STS443CT 2B T1.0*67.4*129.9		1	1	1	1	1
52	KB5321	BRACKET CUTTING BOARD R	STS443CT 2B T1.0*67.4*129.9		1	1	1	1	1
53	KBH321	COVER CASE AS 27M	LMT27		1				
	KBH325	COVER CASE AS 36M	LMT36			1			
	KB5329	COVER CASE AS 48M	LMT48				1		
	KB5330	COVER CASE AS 60M	LMT60					1	
	KB5331	COVER CASE AS 72M	LMT72						1



KSTM

No.	MVP ITEM NO.	Part Name	Specification	Photo	Mega Top				
					KSTM-27-1	KSTM-36-2	KSTM-48-2	KSTM-60-2	KSTM-72-3
54	KBH322	COVER DOOR AS 27M	LMT27		1				
	KBH327	COVER DOOR AS 36M	LMT36			1			
	KB5339	COVER DOOR AS 48M	LMT48				1		
	KB5340	COVER DOOR AS 60M	LMT60					1	1
55	KB5346	GUIDE PAN AS 27-M	LMT27		1				
	KB5347	GUIDE PAN AS 36-M	LMT36			1			
	KBH336	GUIDE PAN AS(48M-HC)	KSTM-48-2				1		1
	KBH337	GUIDE PAN AS(60M-HC)	KSTM-60-2					2	1
56	KBH131	GUIDE PAN SIDE-27M	STS443CT 2B T1.0*65.9*554.8		2	2	2	4	4
57	KBH132	GUIDE PAN-27M	STS443CT 2B, T1.0*73.9*617.8		2				
	KBH137	GUIDE PAN-36M	STS443CT 2B T1.0*73.9*832.8			2			
	KBH138	GUIDE PAN-48M	STS443CT 2B, T1.0*73.9*994.8				2		2
	KBH134	GUIDE PAN-60M	STS443CT 2B, T1.0*73.9*670.8					4	2
58	KBH133	GUIDE PAN A	STS443CT 2B T0.8*40.4*539.4		3	4	5	6	8
59	KB5358	PARTITION-27M	STS443CT 2B T0.5*899.3*676.1		1				
	KB5359	PARTITION-36M	STS443CT 2B T0.5*1114.3*676.1			1			
	KBH159	PARTITION (72M-HC)-1	STS443CT 2B T0.5*1277.3*676.1				1		1
	KBH160	PARTITION (72M-HC)-2	STS443CT 2B T0.5*952.3*676.1					2	1
60	KB5398	SHAFT BOLT	STS304 Ø14*14.5		2	2	2	2	2
61	KB5399	SHAFT BOLT-MID	STS304 Ø14*17.4					1	1
62	KB5400	NUT CAP-M5	SUS M5		2	2	2	3	3

No.	MVP ITEM NO.	Part Name	Specification	Photo	Mega Top				
					KSTM-27-1	KSTM-36-2	KSTM-48-2	KSTM-60-2	KSTM-72-3
63	KB5401	WASHER -18	STS304 T4.0*Ø18		2	2	2	4	4
64	KB5402	WASHER PLATE-M5	STS304 T1.0*Ø5.2*Ø15		4	4	4	7	7
65	KBH175	WASHER PLATE	T1.0 Ø6*Ø21 SWCH-ZN		2	2	2	2	3
66	KBH195	HARNESS SENSOR(F-HC)	24AWG		1	1	1	1	1
67	KBH193	HARNESS DISPLAY MAIN(TAB	24AWG		1	1	1	1	1
68	KBH187	HARNESS MAIN(28R/36R-HC)	18AWG		1	1			
	KBH188	HARNESS MAIN(48R/60R-HC)	18AWG				1	1	
	KBH189	HARNESS MAIN(72R-HC)	18AWG						1
69	KBH288	ASSY HARNESS TEMPERATUR	250V 15A 110G °C		1	1	1	1	1
70	KBH082	COVER HEATER HARNESS(GLABS T1.5			1	1	1	1	1
71	KBH194	HARNESS DISPLAY TOP(TABL	24AWG		1	1	1	1	1
72	KBH196	HARNESS EARTH (EMEX3125U	18 AWG		1	1	1	1	1
73	KB5106	SENSOR ROOM	AT25 °C.10.75kΩ±1%.-25~25		1	1	1	1	1

No.	MVP ITEM NO.	Part Name	Specification	Photo	Mega Top				
					KSTM-27-1	KSTM-36-2	KSTM-48-2	KSTM-60-2	KSTM-72-3
74	KB5107	SENSOR DEF	AT25°C.10.75kΩ±1%.-25~25		1	1	1	1	1
75	KBH272	ASSY DRAIN WICKING (R-290	R-290 72 MODEL						1



KSTM

